

ALEKS®

LTI Integration with ALEKS

Learning Tools Interoperability (LTI) allows remote tools and content, such as ALEKS, to be integrated into a Learning Management System (LMS), such as Blackboard, Desire2Learn, Moodle, etc. LTI conformance enables ALEKS customers to easily implement Single Sign On (SSO) capabilities for students and instructors. This will allow instructors and students to link from their LMS to ALEKS without having to remember separate login names and passwords. It will also remove the need to share Course Codes by letting the LMS feed course information directly to ALEKS.

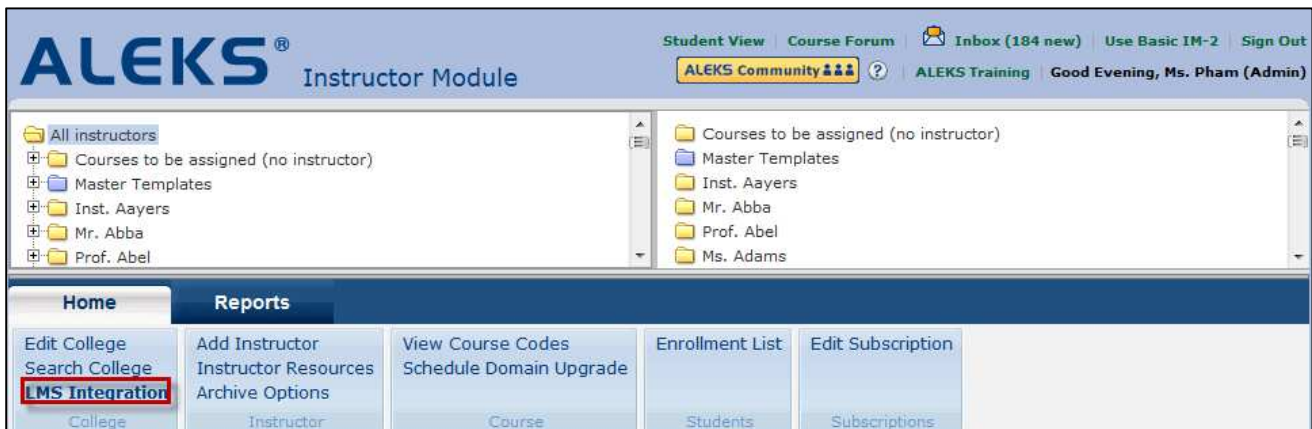
LTI integration is available for all ALEKS Higher Ed courses.

Below is an example of how school administrators can set up the LTI integration with ALEKS. It is a two-part process which involves **part 1** – logging into ALEKS and obtaining the LTI parameters and **part 2** - logging into the school’s LMS to input the LTI parameters.

Part 1: How to Obtain the LTI Parameters (School Administrators Only)

After logging into the ALEKS Advanced Administrator Module, administrators first click on the “All instructors” folder. Then, from the “Home” tab, they click on the “LMS Integration” link.

School Level Integration



Administrators arrive at the Learning Management System (LMS) Integration page below. The drop-down menu is pre-set to “(No Integration).” To obtain the LTI Parameters for the school, administrators use the drop-down menu to select the Learning Management System (LMS) that the school is using. (For instructions on what to do if the institution’s LMS is not listed, see the section “What if the school’s LMS is not listed in the pull-down menu?”)

LMS Integration: Truman College

Learning Management System (LMS) Integration

September 10, 2012
No course chosen

ALEKS is currently not integrated with any Learning Management System (LMS) at this school.

You can set up Single Sign On (SSO) by integrating ALEKS with your school LMS. This will allow instructors and students to link from your LMS to ALEKS without having to remember separate login names and passwords. It will also remove the need to share Course Codes by letting the LMS feed course information directly to ALEKS.

ALEKS is a Learning Tools Interoperability (LTI) 1.1 compliant Tool Provider. If your LMS is not listed below, you can integrate ALEKS with any [LTI compliant LMS](#) by selecting "Basic LTI / LTI 1.1" from the list.

Select your LMS or mode of integration: (No Integration) ▼

- (No Integration)
- Basic LTI / LTI 1.1
- Blackboard
- Canvas
- Desire2Learn
- eCollege
- MH Campus
- Moodle
- Sakai

Cancel

Copyright © 2012 UC Regents and ALEKS Corporation - ALEKS® is a registered trademark of ALEKS Corporation [Privacy Statement](#)

After making a selection in the drop-down menu, the window will expand. Administrators see the LTI parameters for the school’s LMS. Then, administrators click on the “Save” button.

Learning Management System (LMS) Integration

ALEKS is currently not integrated with any Learning Management System (LMS) at this school.

You can set up Single Sign On (SSO) by integrating ALEKS with your school LMS. This will allow instructors and students to link from your LMS to ALEKS without having to remember separate login names and passwords. It will also remove the need to share Course Codes by letting the LMS feed course information directly to ALEKS.

ALEKS is a Learning Tools Interoperability (LTI) 1.1 compliant Tool Provider. If your LMS is not listed below, you can integrate ALEKS with any [LTI compliant LMS](#) by selecting "Basic LTI / LTI 1.1" from the list.

Select your LMS or mode of integration: Basic LTI / LTI 1.1 ▼

To integrate ALEKS with a LTI compliant LMS, use the following parameters:

LTI Configuration

LTI URL:

LTI Key:

LTI Secret:

Save Cancel

Administrators receive a confirmation message when ALEKS has been configured for integration with the school’s LMS.

✔ **Your changes have been saved successfully.**

NOTE: Some of the LMS selections will show one or more “?” icons on the page. Clicking on a “?” will open a pop-up with instructions on how to configure the LTI integration for the selected LMS. Administrators should follow these instructions after logging into their LMS.

September 12, 2012
No course chosen

Learning Management System (LMS) Integration

ALEKS is currently not integrated with any Learning Management System (LMS) at this school.

You can set up Single Sign On (SSO) by integrating ALEKS with your school LMS. This will allow instructors and students to link from your LMS to ALEKS without having to remember separate login names and passwords. It will also remove the need to share Course Codes by letting the LMS feed course information directly to ALEKS.

ALEKS is a Learning Tools Interoperability (LTI) 1.1 compliant Tool Provider. If your LMS is not listed below, you can integrate ALEKS with any [LTI compliant LMS](#) by selecting "Basic LTI / LTI 1.1" from the list.

Select your LMS or mode of integration:

To integrate ALEKS with Blackboard, use the following LTI parameters: ?

Blackboard LTI Configuration

Blackboard LTI Integration

To configure Blackboard, log in to Blackboard as an administrator. Go to "System Admin" -> Building Blocks -> Basic LTI Tool Providers -> Register Provider Domain.

Important: Make sure you have a version of Blackboard that is recent enough to support Basic LTI Tools Providers.

College Consortium Level Integration for Multi-Campus Institutions

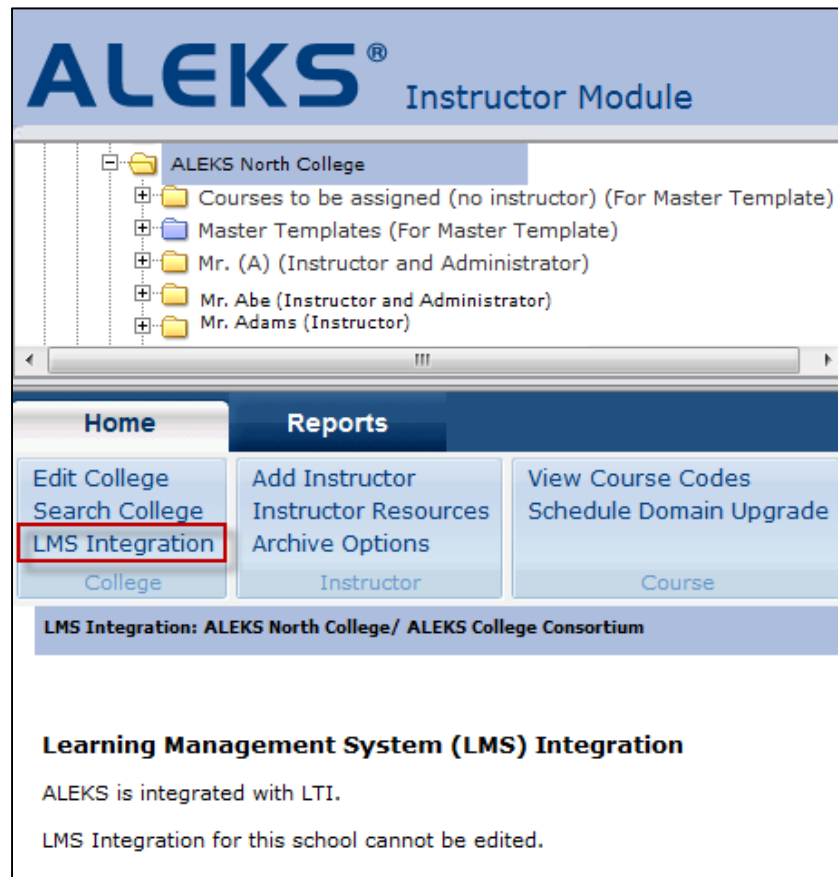
The “LMS Integration” link is also available at the college consortium level for multi-campus setups.

ALEKS® Instructor Module

- ALEKS COLLEGE CONSORTIUM (3)
 - ALEKS North College
 - ALEKS South College
 - ALEKS East College
 - All administrators

Home	Reports	Course
Edit College	Add Instructor	View Course Codes
Search College	Instructor Resources	Schedule Domain Upgrade
LMS Integration	Archive Options	
College	Instructor	Course

When the LMS integration is set at the college consortium level, the school level integration page indicates that the integration has been set and cannot be edited.



NOTE: The college consortium integration should be done when the **same** LMS instance is shared across all the campuses at the institution. If each institution has **its own** instance of the LMS, the integration should be done at the level of each school in ALEKS. For questions, please contact ALEKS Customer Support.

What if the School's LMS is Not Listed in the Pull-Down Menu?


If the school's LMS is not listed in the pull-down menu, administrators can click on the "LTI compliant LMS" link to see a list of other LTI compliant LMSs.

Learning Management System (LMS) Integration

ALEKS is currently not integrated with any Learning Management System (LMS) at this school.

You can set up Single Sign On (SSO) by integrating ALEKS with your school LMS. This will allow instructors and students to link from your LMS to ALEKS without having to remember separate login names and passwords. It will also remove the need to share Course Codes by letting the LMS feed course information directly to ALEKS.

ALEKS is a Learning Tools Interoperability (LTI) **1.1 compliant Tool Provider**. If your LMS is not listed below, you can integrate ALEKS with any **LTI compliant LMS** by selecting "Basic LTI / LTI 1.1" from the list.



IMS GLOBAL
CERTIFIED
Current Registrations:
imscert.org

To integrate ALEKS with any LTI compliant LMS not already listed in the pull-down menu, administrators should select “Basic LTI / LTI 1.1” from the drop-down menu.

Learning Management System (LMS) Integration

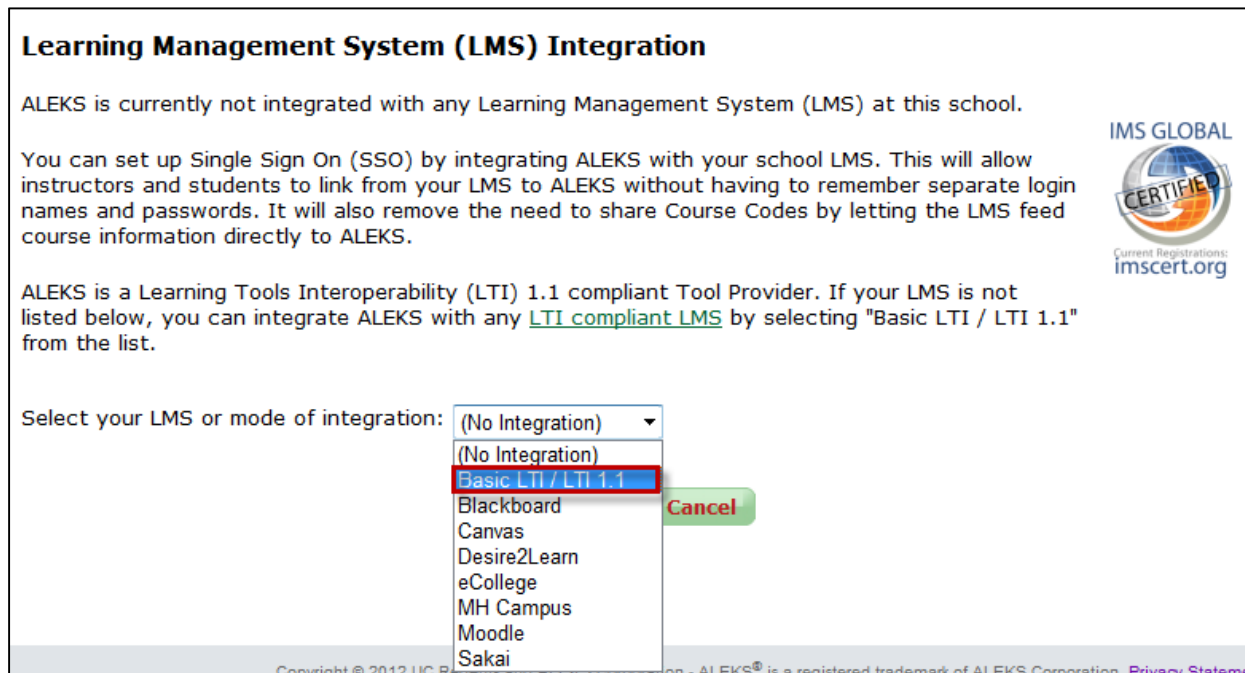
ALEKS is currently not integrated with any Learning Management System (LMS) at this school.

You can set up Single Sign On (SSO) by integrating ALEKS with your school LMS. This will allow instructors and students to link from your LMS to ALEKS without having to remember separate login names and passwords. It will also remove the need to share Course Codes by letting the LMS feed course information directly to ALEKS.

ALEKS is a Learning Tools Interoperability (LTI) 1.1 compliant Tool Provider. If your LMS is not listed below, you can integrate ALEKS with any [LTI compliant LMS](#) by selecting "Basic LTI / LTI 1.1" from the list.

Select your LMS or mode of integration:

- (No Integration)
- Basic LTI / LTI 1.1**
- Blackboard
- Canvas
- Desire2Learn
- eCollege
- MH Campus
- Moodle
- Sakai



Part 2: How to Configure a School’s LMS for LTI Integration with ALEKS

Administrators now log into their school’s LMS to configure the LTI integration with ALEKS using the LTI parameters obtained from the ALEKS’ “LMS Integration” page. If the school’s LMS was listed in the pull-down menu, administrators may follow the instructions found in the “?” icons on the LMS Integration page within ALEKS for assistance with this step.

NOTE: It is strongly recommended that administrators configure the integration to open a new window rather than keeping ALEKS in the LMS’s window frame as this may cause unwanted side effects. From the LTI configuration page in their LMS, administrators should look for an option that automatically opens a new window to display content in a new browser window outside of the course’s content frame.

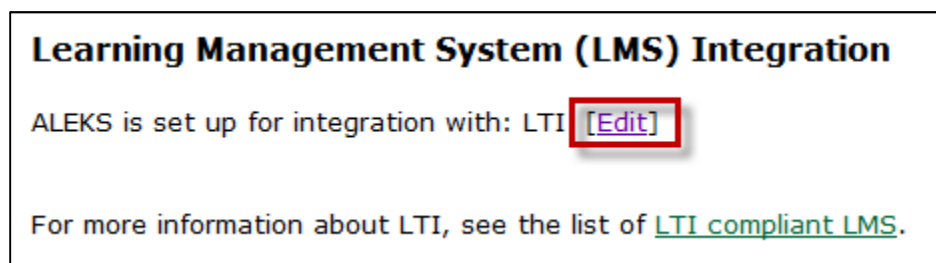
How to Unlink a School’s LTI Integration from ALEKS

After logging into ALEKS, administrators can remove the school’s LTI integration from ALEKS by navigating to the Learning Management System (LMS) Integration page and then, clicking on the “[Edit]” link.

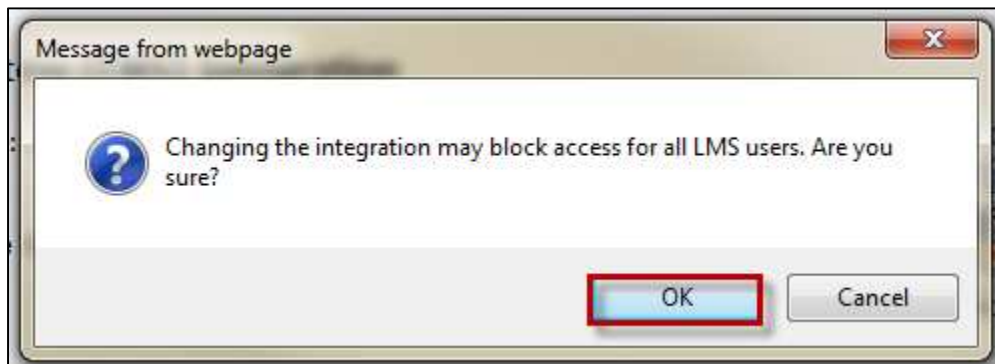
Learning Management System (LMS) Integration

ALEKS is set up for integration with: LTI

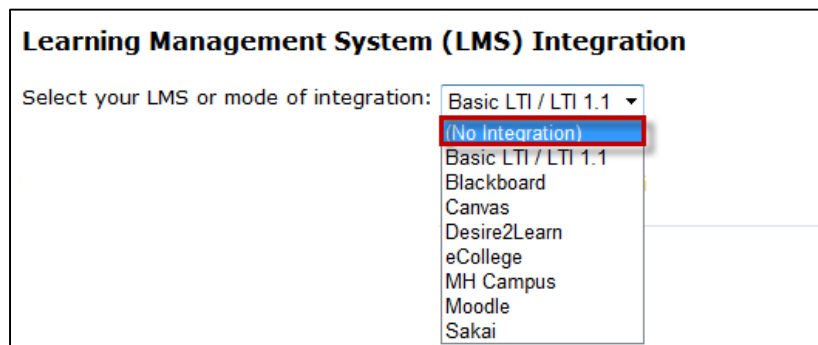
For more information about LTI, see the list of [LTI compliant LMS](#).



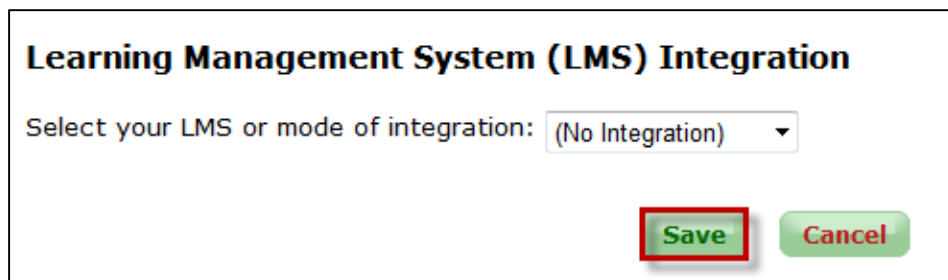
A pop-up message will appear. Administrators click on the “OK” button to continue with the change.



Administrators select “(No Integration)” from the drop-down menu.



Administrators then click on the “Save” button.



Administrators receive a confirmation message that shows the change was saved.

