



MH Campus: LMS Gradebook Integration with the ALEKS Gradebook

This document provides an example of how a school can integrate its Learning Management System (LMS) gradebook with the ALEKS Gradebook via MH Campus.

MH Campus allows the passing of grades from the ALEKS Gradebook to a school's LMS gradebook. Enabling this feature will allow instructors to synchronize the grades for each student in their ALEKS gradebook with their LMS gradebook.

Enabling the LMS Gradebook Integration (Administrators Only)

School administrators must first enable the LMS gradebook integration on the "Learning Management System (LMS) Integration" page in ALEKS.

Under the "Gradebook (Optional)" heading, administrators have the following two options:

- **No gradebook Integration - (This is the default setting.)**
- **Gradebook Integration** –ALEKS will automatically pass student grades from the ALEKS Gradebook to your LMS gradebook.

Important: This option requires that you have a recent version of your LMS that can support gradebook integration using MH campus. Currently, these LMSs support gradebook integration with MH Campus:

- Blackboard (9.1.6 or later)
- Canvas
- Angel (7.4 and 8)
- Moodle (2.2.x or later)
- Desire2Learn (9.4.1 and 10.x)
- Instructure Canvas
- Sakai (2.6 or later)
- eCollege

Administrators select the “Gradebook Integration” option and then click on the “Save” button.

Learning Management System (LMS) Integration

Select your LMS or mode of integration: MH Campus

To integrate ALEKS with your LMS using MH Campus, use the following parameters:

MH Campus Configuration

College Code: 496BF37

Shared PIN: [blacked out]

You can also integrate ALEKS with the gradebook of your LMS.

Gradebook (Optional)

No gradebook Integration

Gradebook Integration

Save Cancel

Administrators arrive at the page below. Under “MH Campus Activity” there will be two new record types called “Gradebook Columns” and “Gradebook Scores”.

Learning Management System (LMS) Integration

ALEKS is integrated with: MH Campus [\[Edit\]](#)

MH Campus Activity

Record Type	Paired Records
Class	19
User	17
Gradebook Columns	10
Gradebook Scores	11

ALEKS is integrated with MH Campus using the following parameters:

MH Campus Configuration

College Code: 496BF37

MH Campus Reference: 20WM-EFEN-3R7H

Gradebook (Optional)

Gradebook Integration (MH Campus) [?](#)

Gradebook configuration completed.

TC Profile URL: <https://mhaairs.tegity.com>

Configuring a Class Gradebook in ALEKS for LMS Gradebook Synchronization (For Instructors)

After the gradebook integration is enabled by school administrators, instructors can configure their class gradebook in ALEKS for synchronization with their LMS. Once this step has been completed, grades (if any) will start syncing and will be kept automatically in sync. If you would rather have the grades sync with your LMS only once at the end of the term, omit this step for now and revisit it at the end of the term.

Under the Gradebook Setup in ALEKS, instructors check the box next to “Automatically synchronize ALEKS grades with your LMS gradebook”.

Gradebook Setup

[<< Return to Gradebook](#) [Hide the Gradebook for this course](#)

Automatically synchronize ALEKS grades with your LMS gradebook 1

Gradebook Category	Category Weight (%)	Sync
Pie Mastery 1 Edit	0 %	<input type="checkbox"/>
Time 1 Edit	0 %	<input type="checkbox"/>
Topic 1 Edit	0 %	<input type="checkbox"/>
Objective 1 Edit	25 %	<input checked="" type="checkbox"/>
Assessment 1 Edit	0 %	<input type="checkbox"/>
Quiz 1 Edit	25 %	<input checked="" type="checkbox"/>
Test 1 Edit	50 %	<input checked="" type="checkbox"/>
Homework 1 Edit	0 %	<input type="checkbox"/>
Gradebook External Assignment Category 1 Add New Row		
External Assignment Edit Name Edit Add External Assignment	0 %	<input type="checkbox"/>
Total: 100 %		<input checked="" type="checkbox"/>

Need a suggestion? The guides below can help you set up a basic weighting system.

[Gradebook Setup Guide](#)

Select individual categories for synchronization. Assignments in categories selected for synchronization will be weighted in the LMS Gradebook with the points entered on the "edit weight" pages.











Check to include the Total Grade value from the ALEKS Gradebook.

Name of the gradebook column in your LMS gradebook for the ALEKS total grade: (required if Total Grade is selected)

ALEKS Total Grade Weight: 100 points 1

Clicking on the information icon displays a pop-up that describes how grade synchronization works.

Automatically synchronize ALEKS grades with your LMS gradebook

Gradebook Category	
 Pie Mastery Edit	
 Time Edit	
 Topic Edit	
 Objective Edit	
 Assessment Edit	

Gradebook Integration (MH Campus)


MH Campus allows the passing of student grades from ALEKS to your LMS. By selecting this option, ALEKS will automatically sync grades for the assignments in selected categories from your ALEKS gradebook to your LMS gradebook.

Assignments in categories selected for synchronization will be weighted in the LMS Gradebook with the points entered on the "edit weight" pages.

When syncing individual assignments, ALEKS Gradebook rules such as category overall weight percentage, drop the lowest scores, etc., will not be transferred to the LMS Gradebook. Only the individual assignment weight points will be used. To keep the ALEKS Gradebook rules, sync the ALEKS Total grade in addition to or instead of syncing individual assignments.

When syncing individual assignments, ALEKS Gradebook rules such as category overall weight percentage, drop lowest scores etc., will not be transferred to the LMS Gradebook. Only the individual assignment weight points will be used. To keep the ALEKS Gradebook rules, instructors should sync the ALEKS Total Grade in addition to or instead of syncing individual assignments.

Instructors should check the box next to the "Total" column and then, enter the name and weight for a gradebook column that will be inserted into their LMS gradebook. This column will be populated with the Total Grade value from the ALEKS Gradebook. Finally, instructors can click on the "Save" button at the bottom of the page.

Total: 100 %	<input checked="" type="checkbox"/>
Name of the gradebook column in your LMS gradebook for the ALEKS total grade: (required if Total Grade is selected)	
<input type="text" value="ALEKS Total Grade"/>	Weight: <input type="text" value="100"/> points 

Gradebook Synchronization

Below is an example of an ALEKS Gradebook that has been synchronized with a school's LMS gradebook.

Gradebook

Show: All ▾

✉ [Send Message to Selected Students](#) ? [Display Options](#) [Full Screen View](#) ⊞

All	Students <small>(Name Login Student ID)</small>	Total Grade	Pie 1 <small>[Edit]</small>	Time 1 <small>[Edit]</small>	Topic 1 <small>[Edit]</small>	Topic 2 <small>[Edit]</small>	
			Jun 17, 2014	Jun 17, 2014	Jun 17, 2014	Jun 17, 2014	Jun 17, 2014
1	Harris, Phil	7%	24%	6%	0%	0%	
2	Hart, Monica	23%	76%	9%	8%	0%	
3	Vela, Eric	23%	68%	11%	25%	0%	
4	Vogel, Jessica	29%	100%	5%	8%	0%	
5	Garret, Jimmy	33%	100%	7%	42%	0%	
6	Moore, Michael	0%	0%	0%	0%	0%	

[Download to Excel](#)

Gradebook Sync: Completed ✔ 3

Detailed Status

Last sync update: 06/18/2014 11:51:12 AM 4

Total Number of Students in Class: 6

Paired students: 5

Students with all grades up-to-date: 4

Issues with Gradebook Sync:










Unpaired students: 1

Students with grades partially synced: 1 5

[Clear and Resync All Records](#) 6

The status of the gradebook synchronization will be displayed at the bottom of the page. Clicking on the “+” sign by “Gradebook Sync” expands the box and displays the Detailed Status of the gradebook sync.

Each number below represents the meaning of the icon displayed:

1. **Unlock icon**  – Indicates this specific student’s account is not paired with ALEKS. All other student accounts are paired. Moving the mouse over the icon displays the description “This student’s LMS account is not paired with ALEKS.”
2. **Alert icon**  – Indicates that some grades for this specific student failed to sync. Moving the mouse over the icon displays the description and the date and time the sync failed.
3. **Gradebook sync icon:** The Gradebook Sync can either have a status of “Completed ”, “In Progress (0% [refresh](#)) ”, or “Failed  ” NOTE: When the status is in progress, the system will show the percentage complete. Clicking on the “refresh” link will update the latest percentage.
4. **Last sync completed:** - Displays the date and time of the last sync update. For example, Last sync update: 6/18/2014 11:51:12 AM.
5. **Paired students**  – Displays the number of students that have paired with your LMS. Only paired student accounts will be synced.
 - **Students with all grades up-to-date**  – Displays the number of grades that have completed synchronization.
 - **Students with grades partially failed to sync**  - If any grades for some students failed to sync, an alert is displayed in the Detailed Status box to indicate the number of students that failed to sync.
 - **Students with grades in progress**  – Displays the number of students where synchronization is in progress.
6. **“Clear and Resync All Records”** link – Allows instructors to clear and resync all ALEKS grades in their LMS gradebook. This action updates all ALEKS grades in the LMS gradebook, including any grades that may have been manually updated in the LMS gradebook since the last successful sync. Use this option to resolve outstanding synchronization discrepancies with the LMS that are not automatically fixed by ALEKS.

Failure to Sync

During gradebook synchronization, some individual student's grades and student accounts may fail to sync due to temporary issues with either the institution's LMS or MH Campus. Retrying the synchronization will usually fix the issue. Another reason for synchronization failure is if a student was unenrolled from the class in the LMS. To resolve that issue, the student will need to be enrolled back in the class in the LMS or will need to be unpaired with ALEKS so that ALEKS doesn't attempt to synchronize it anymore.


Below is an example of how instructors should proceed if they receive a synchronization failure alert.

Example: Grades Failed to Sync

When grades fail to sync, instructors can save time by resyncing an individual student's grade without resyncing the entire ALEKS Gradebook. This is done through the student gradebook view.

From the course gradebook below, Amanda Ayers' grades failed to sync. Double clicking on the student's name will bring the instructor to the student's gradebook.

Send Message to Selected Students [Display Options](#) [Full Screen View](#)

All	Students (Name Login Student ID)	Total Grade	Homework 1 [Edit]	Quiz 1 [Edit]	Test 1 [Edit]	Test 2 [Edit]	N
			Jun 30, 2014	Jun 30, 2014	Jun 30, 2014	Jun 30, 2014	Ju
1	Adams, George	58%	30%	77%	-	-	
2	Argentina, Lisa	72%	60%	80%	-	+ 78%	
3	 Ayers, Amanda	58%	40%	70%	-	+ 0%	

The instructor will see the status of the gradebook sync at the bottom of the page. Clicking on the “+” sign by “Student Gradebook Sync” expands the box and displays the Detailed Status of the gradebook sync for that student only, as well as the option to “Clear and Resync Student Record.” Clicking on the “Clear and Resync Student Record” will attempt to resync Amanda Ayer’s grades.

Gradebook / Ayers, Amanda
 << Return to Gradebook
 Show: All Display Options

Students (Name Login Student ID)	Total Grade	Homework 1 [View]	Quiz 1 [View]	Test 1 [View]	Test 2 [View]	...
Ayers, Amanda	58%	40%	70%	-	+80%	

[Download to Excel](#)

Gradebook Sync: Failed ⚠️

Detailed Status
 Last sync update: 06/30/2014 12:20:34 PM

[Clear and Resync All Records](#)

Deleting Columns from the ALEKS Gradebook

Deleting a column from the ALEKS Gradebook will not delete that column from the LMS gradebook. Similarly, grades that have been synced never get deleted from the LMS gradebook if they are deleted from the ALEKS gradebook. The integration only adds column or adds grades. It never deletes columns or grades.

Unpaired Accounts

Only paired accounts will be synchronized.

Below are some reasons accounts might be unpaired:

- The student’s LMS account was never paired with her ALEKS account.
- The student enrolled into a class from the ALEKS homepage instead of enrolling through the LMS.


Example: Student Accounts Are Not Paired

From the course gradebook view below, instructors will see an open lock icon by the name of students whose LMS account are not paired with ALEKS.


Gradebook

Show:

[Send Message to Selected Students](#) [Display Options](#) [Full Screen View](#)

All	Students (Name Login Student ID)	Total Grade	Homework 1 [Edit]	Quiz 1 [Edit]	Test 1 [Edit]	Ch.1-Real Numbers and Algebrai... [Edit]	C Equ
			Jun 30, 2014	Jun 30, 2014	Jun 30, 2014	Jun 30, 2014	Ju
1	Adams, George	62%	80%	50%	-	55%	
2	Benjamin, Lisa	58%	40%	70%	-	57%	
3	Collins, Michelle	36%	60%	20%	-	38%	
4	 Doe, Jane	0%	0%	0%	-	83%	

[Download to Excel](#)

Gradebook Sync: Completed 

Detailed Status


Last sync update: 06/30/2014 11:05:05 AM

Total Number of Students in Class: 4

Paired students: 3

Students with all grades up-to-date: 3

Issues with Gradebook Sync:

 Unpaired students: 1

[Clear and Resync All Records](#)

To resolve the issue, instructors should proceed to do the following:

- If none of the accounts are paired, verify the course in the LMS is paired with the ALEKS course.
- Communicate with the student to pair his/her LMS account with ALEKS. Reference the document “MH Campus: Student Pairing” for instructions.
- After verifying the items above, check the gradebook again to see if the open lock icons have disappeared.

At that point, grades should automatically start to sync again. If necessary, try to resync to trigger the update.